

Compressive Strength and Thickening Time of Cement in Oil Well

Shehab Mohammed Rageh¹, Md Zishan Nezami², K.Dhanalakshmi³,
Shaik Liyakath Ali Basha⁴,

¹ Undergraduate Student, Petroleum Engineering, LORDS Institute of Engineering & Technology, Hyderabad, India.

² Assistant Professor, Petroleum Engineering, LORDS Institute of Engineering & Technology, Hyderabad, India.

³ Professor & HOD, Petroleum Engineering, LORDS Institute of Engineering & Technology, Hyderabad, India
* Corresponding Author Email: rajeshkanna@lords.ac.in

Abstract : Proper slurry design is critical to the success of a cementing job. The best method to obtain a good slurry design with desired compressive strength is by laboratory experiments which involve experimenting different formulations and selecting the best composition for the specific cementing operation.

Keywords: Compressive strength test machine, Atmospheric cosistometer ,Additives.

Date of Submission: 20-11-2017

Date of acceptance: 02-12-2017

I. Introduction

1.1 In well cementing, Portland cement systems are designed for temperatures ranges from below **freezing** in permafrost zones to 662°F (350°C) in thermal recovery and geothermal wells .They also encounter pressures ranging from ambient to 30,000 psi (200 MPa) in deep wells. Accommodation of such variations in conditions was only possible through the development of cement additives .According to American Petroleum Institute Recommended Practice 10B, additives are materials added to cement slurry to modify or enhance desired property Anon .**Cement additives** selected for cementing operations are an integral part of sound well design, construction and well integrity .**Additives** are available to enhance the properties of oil well slurries and achieve successful placement between the casing and the geological formation, rapid compressive strength development and adequate zonal isolation during the lifetime of the well

1.2 Compressive strength test machine:

- Compressive strength is the maximum compressive stress that, under a gradually applied load, a given solid material can sustain without fracture.
- Compressive strength is calculated by dividing the maximum load by the original cross-sectional area of a specimen in a compression test.They have the ability to supply the temperature range from 9°C to -69°C.
- Compressive Strength Testing Equipment to test cement, brick and cement offered by us.



Compressive Srength Test machine

1.3 Atmospheric consistometer:

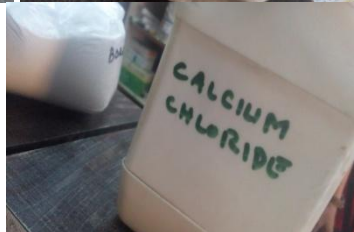
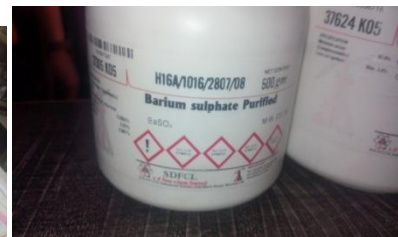

- consistometer can be used to obtain a thickening time for low-temperature cement systems.
- it is typically used for the conditioning of slurries before rheology, fluid-loss, or free-fluid tests.
- The consistency of the slurry is measured in Bearden units (Bc).
- A maximum temperature of 250F (121C) is achieved by utilizing a circulating oil bath to distribute heat around the rotating cups.



Atmospheric consistometer

II. Procedure

- The Cement is being prepared to a test at temperature of at least 25°C about approximate point.
- Then the cement which we use is protland cement
- Then There are nine classes of cementing oil well we have chosen glass G for all depths.
- Adjust the ratios of the ADDITIVES for each Factor like Accelater ,Retarder, weighting agents, etc.
-



- After that we mix the cement by the mixing blender machine.



- As the mixing finished we filled the mixed cement in cylindrical mold, 150mm dia × 300mm height



- Then the mold should be kept for 48 hours minimum to be tested for compressive strength.
- After 48 hours the compressive strength can be tested.



- The process is being further continued until the cement reaches a stage such that the cement loses the ability to stand the compression, which is said to be its compressive strength.
- The procedure is being repeated three times, Accelerator, Retarder, weighting agents and the values are tabulated.
- The testing of cement slurries requires the measurement of thickening time, free water content, viscosity, rheological properties, fluid loss and various other properties.
- The thickening time measuring which measures the early age compressive strength.
- The same procedure on both but the only difference that we measure the thickening time while mixing, **but the compressive strength after two days.**

Maximum Temperature	200° F (93° C)
Maximum Pressure	Atmospheric pressure only
Slurry Cup Rotational Speed	150 rpm
Consistency Range	0 to 100 Bearden Units (Bc)
Slurry Container Volume	28 cu in (470 ml)
Input Voltage	115 or 220 VAC 15%; 50/60 Hz 10%
Input Power	2 KVA
Heater	1,500 watts

I. TABLES

Table 1, Range of Data			
Bentonite/Cement ratio, dimensionless	2/98	to	12/88
Water/Solid ratio, dimensionless	0.4	to	1.05
Water/Cement ratio, dimensionless	0.408	to	1.136
Apparent viscosity, C.P	9.5	to	138
Slurry density, gm./cc	1.49	to	1.94
Thickening time, minutes	51	to	430
Compressive strength, PSI	420	to	2530
Free water content, %	Nil	to	19

2-TABLES

Factor	ms	m	Ú (at80 ^o)C.P	ρ gm/cc	ThickeningTime (at 125 ^o F,5200psi) minutes	F.W%
Accelater	0.50	0.510	80.0	1.83	94	0.6
Retarder	0.60	0.612	56.0	1.74	109	1.8
Weighting Agent	0.70	0.714	36.0	1.67	123	2.3

TABLE 3

Factor	m/s	m	ú (at 80 F) C.P	P (m/cc)	Thickening Time (at125F, 5200 psi) minutes	compressiveStrength (at 140 F and 24hures)psi	F.W%
Acceleter	0.50	0.510	80.0	1.83	94	2530	0.6
Retarder	0.60	0.612	56.0	1.74	109	2187	1.8
Weighting Agents	0.70	0.714	36.0	1.67	123	1600	2.3

III. Result

According to our experiment we have got values of compressive strength and thickening time for each Factor had the specific data and result, additives rule the future to be desired . Since its average cloud formation when mixed cement with additives were at -37.3°C .

IV. Conclusion

Our hypothesis was to prove the mean function of the adding additives to the cement with specific ratios . Our results do support my hypothesis. The test we did went on very smoothly only place where we struggled was in finding the best equipment to perform the experiment, since the rate of temperature has to be constant for the mixing.Thickening timeandcompressive strengthcorrelations for Portland – class "G" cement slurries have been estimated.The test further went on ahead to come to conclusion that the additives effect the compressive strengthand the thickening time of class G of cementing oil well.

Acknowledgements

This is our sincere attempt to condense the wealth of knowledge “Compressive strength and thickening Time of Cementing oil well ” at Lords Institute of Engineering and Technology, Hyderabad.

We are immensely grateful to Proff V.N IYER, (Former HOD) and Pr.SRIKANTH HOD Of Petroleum Department for providing me valuable suggestions and necessary information during my project work. We areimmensely indebted to my mentor Miss.NITU THAKURwhose guidance and expertise has helped me immensely during the tenure of my project. We are also expressing my deep sense of gratitude Dr. PURABI VORA, Pr.SRIKANTH and our project members for helping us to complete our project work and their guidance and technical inputs in our projects regarding to complete a effective project report and their valuable suggestions.

References

- [1]. Michaux M. Nelson EB, Vidik B (1990)Chemistry and Characterization of Portland Cement In Well Cementing E.B. NelsonElsevier Science Publishers Amsterdam 8-25.
- [2]. Ibrahim M.I. (1989) . Establishment of GraphicalRheological Properties. M.sc Thesis Baghdad University , College of Engineering, Department of Petroleum Engineering,Iraq
- [3]. Naji Tawfik. and Rashid Al – Salihi, (1989). Engineering Statistics. .Baghdad University , College ofEngineering. Iraq : Higher Education Publication.
- [4]. London: W.H. AleenandCo., Ltd. (1973). Hayslett, H.T.,Statistics MadeSimple.
- [5]. Asadi,B.OilWellCementing.In:FirstEdition,CentralPrinteryofOilCompany,Ahwaz, Iran,1983. f certain fuel

International Journal of Engineering Science Invention (IJESI) is UGC approved Journal with Sl. No. 3822, Journal no. 43302.

Shehab Mohammed Rageh Compressive Strength And Thickening Time Of Cement In Oil Well.” International Journal of Engineering Science Invention(IJESI), vol. 6, no. 12, 2017, pp. 01-04.